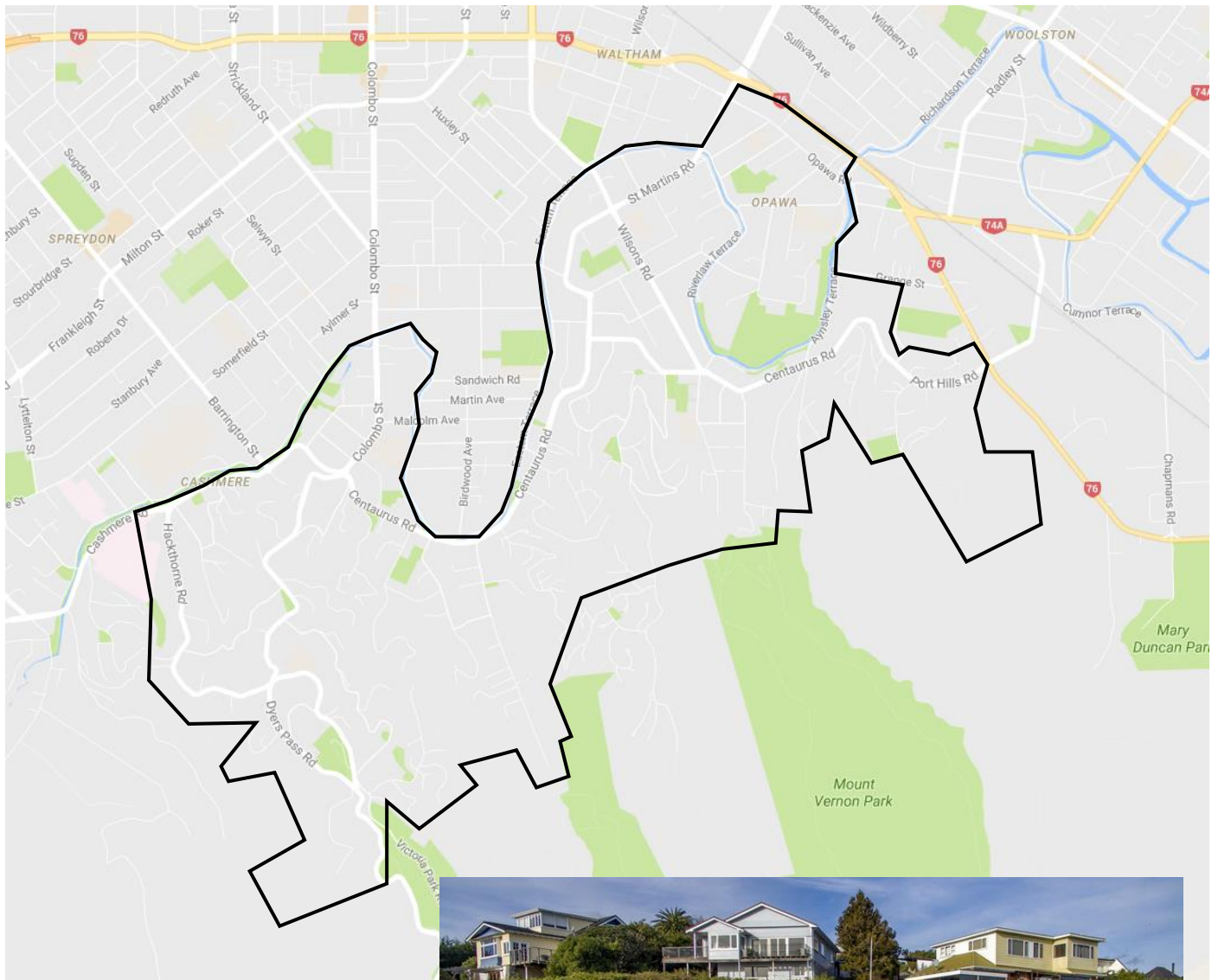




Territory Guide: Cashmere

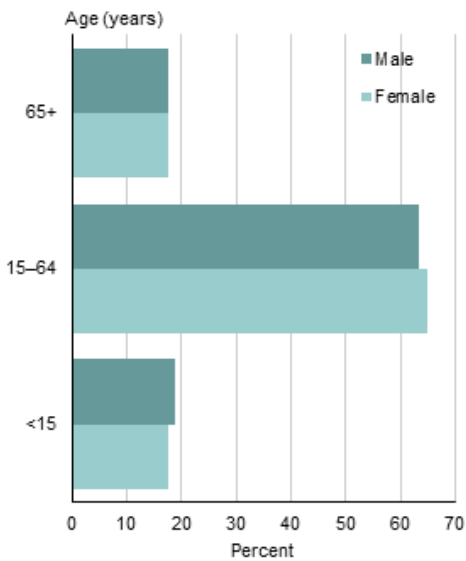
Hire-A-Hubby Territory Profile



Territory Demographics



AGE AND GENDER



Source: Statistics New Zealand

Total Population

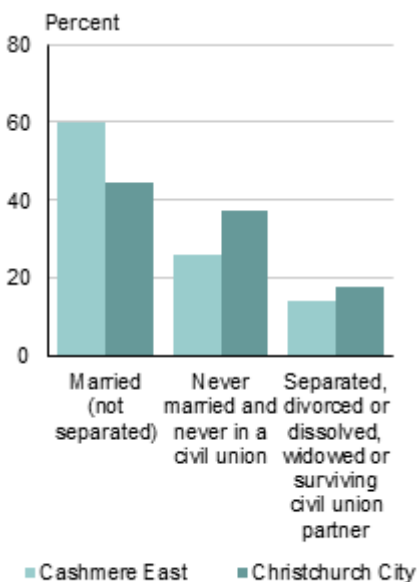
- The median age (half are younger, and half older, than this age) is 45.5 years for people in Cashmere East. The median age in Christchurch City is 38.6 years.
- 17.6 percent of people in Cashmere East are aged 65 years and over, compared with 15.0 percent of the total Christchurch City population.
- 18.1 percent of people are aged under 15 years in Cashmere East, compared with 17.8 percent for all of Christchurch City.

Source: Statistics New Zealand

Broad age group and sex of people



RELATIONSHIP STATUS



Source: Statistics New Zealand

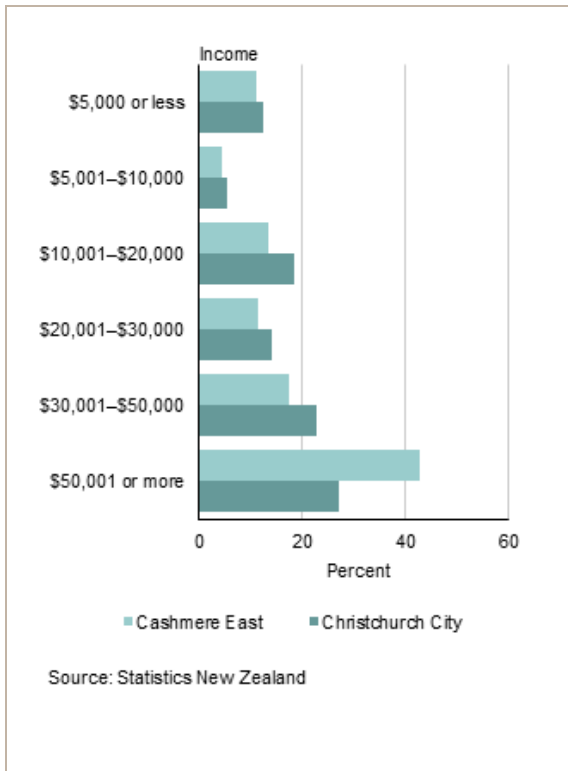
Total population aged 15 years and over

- 25.8 percent of people aged 15 years and over living in Cashmere East have never married, 60.0 percent are married, and 14.1 percent are separated, divorced or widowed.
- 29.8 percent of people in Cashmere East aged 15 years and over who have never been married live with a partner.

Source: Statistics New Zealand

Legally registered relationship status for people aged 15 years and over.

INCOME



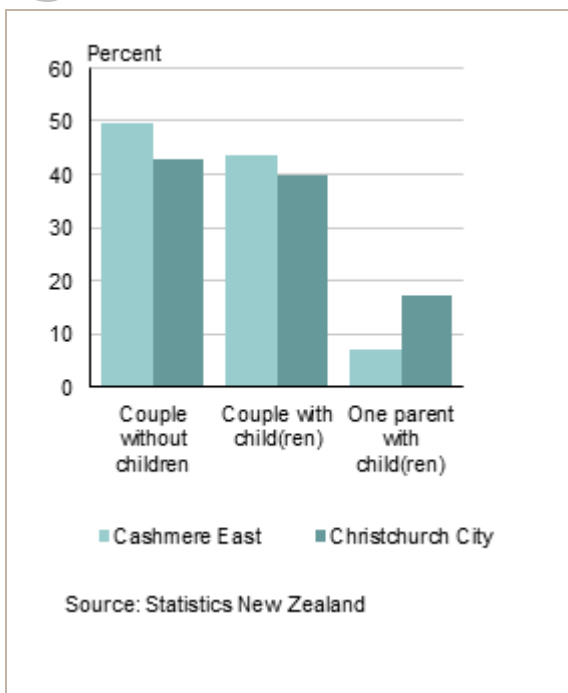
Total population aged 15 years and over

- For people aged 15 years and over, the median income (half earn more, and half less, than this amount) in Cashmere East is \$41,100. This compares with a median of \$29,800 for all of Christchurch City.
- 28.6 percent of people aged 15 years and over in Cashmere East have an annual income of \$20,000 or less, compared with 36.3 percent of people for Christchurch City as a whole.
- In Cashmere East, 42.7 percent of people aged 15 years and over have an annual income of more than \$50,000, compared with 27.1 percent of people in Christchurch City.

Source: Statistics New Zealand

Total personal income for people aged 15 years and over.

FAMILY STRUCTURE

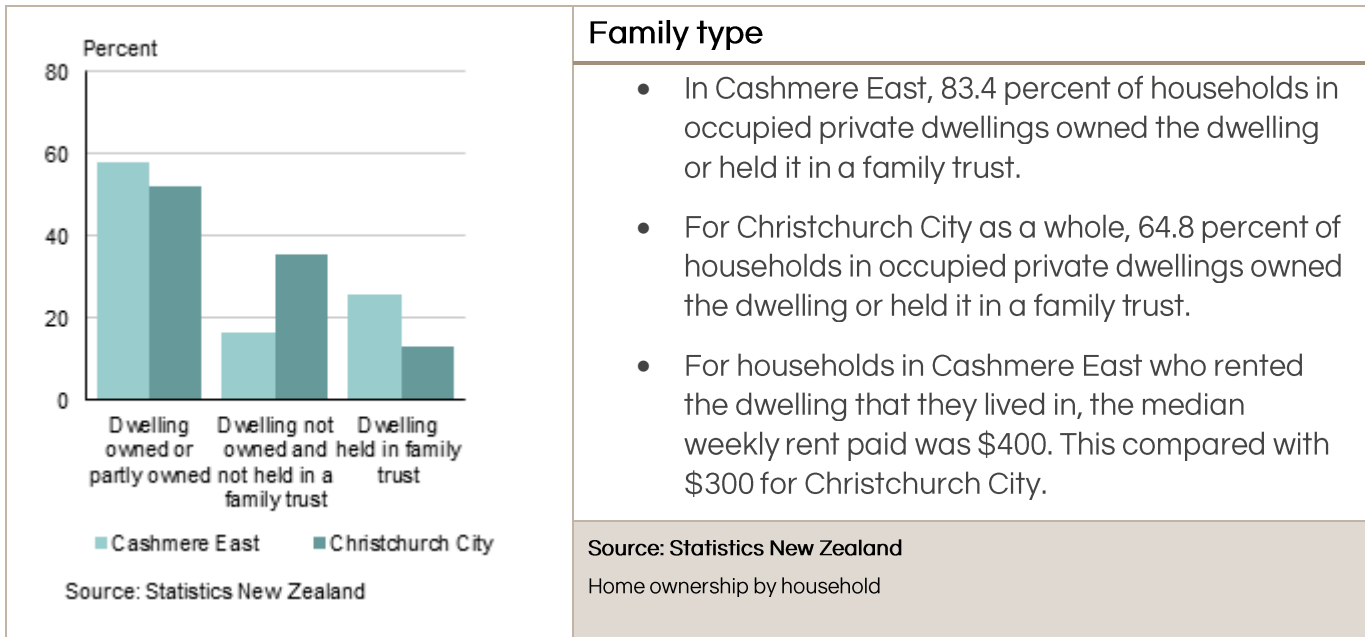


Family type

- Couples with children make up 43.6 percent of all families in Cashmere East, while couples without children make up 49.7 percent of all families.
- In Christchurch City, couples with children make up 39.8 percent of all families, while couples without children make up 42.8 percent of all families.
- 7.0 percent of families in Cashmere East are one parent with children families, while one parent with children families make up 17.4 percent of families for Christchurch City as a whole.

Source: Statistics New Zealand

Family Type



Family type

- In Cashmere East, 83.4 percent of households in occupied private dwellings owned the dwelling or held it in a family trust.
- For Christchurch City as a whole, 64.8 percent of households in occupied private dwellings owned the dwelling or held it in a family trust.
- For households in Cashmere East who rented the dwelling that they lived in, the median weekly rent paid was \$400. This compared with \$300 for Christchurch City.

Source: Statistics New Zealand

Home ownership by household



Contact

Hire-A-Hubby, Unit 8, 49 Sainsbury Road, Auckland 1025, New Zealand

0800 692 643