



Territory Guide: Torbay

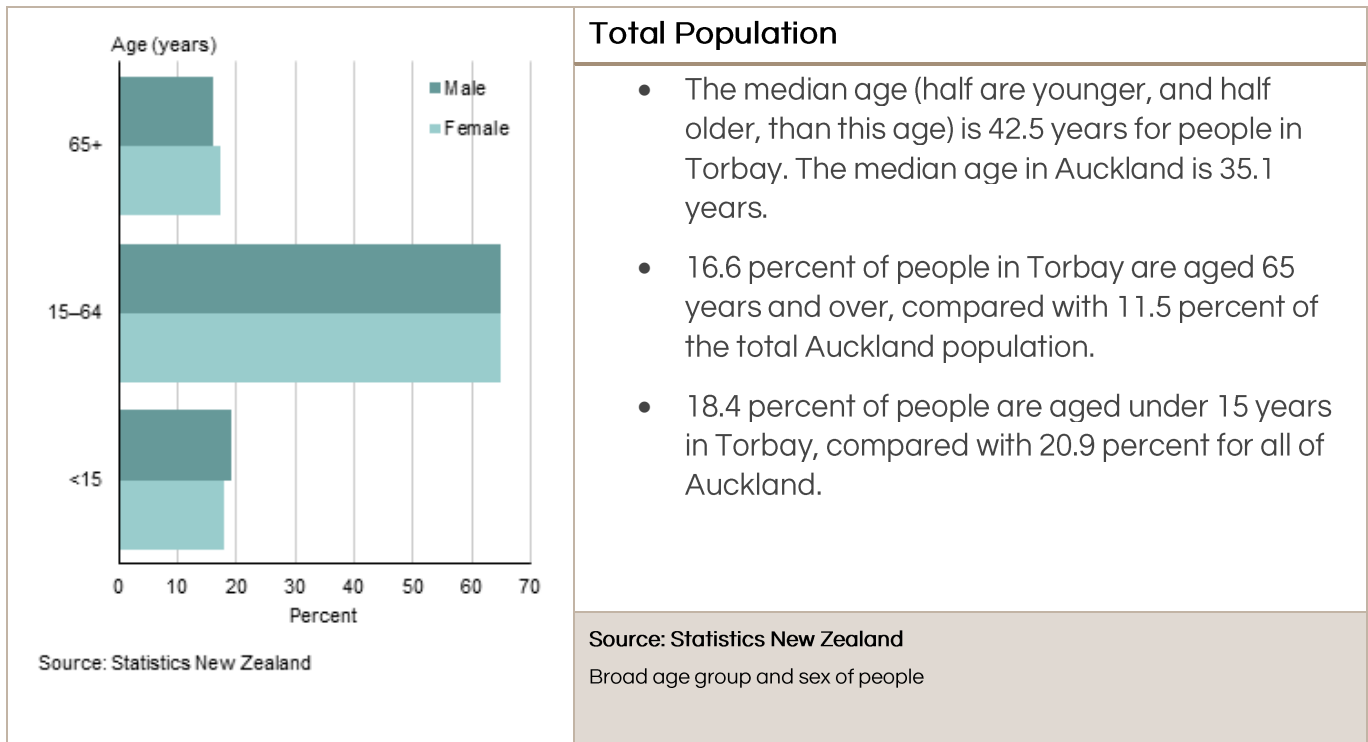
Hire-A-Hubby Territory Profile



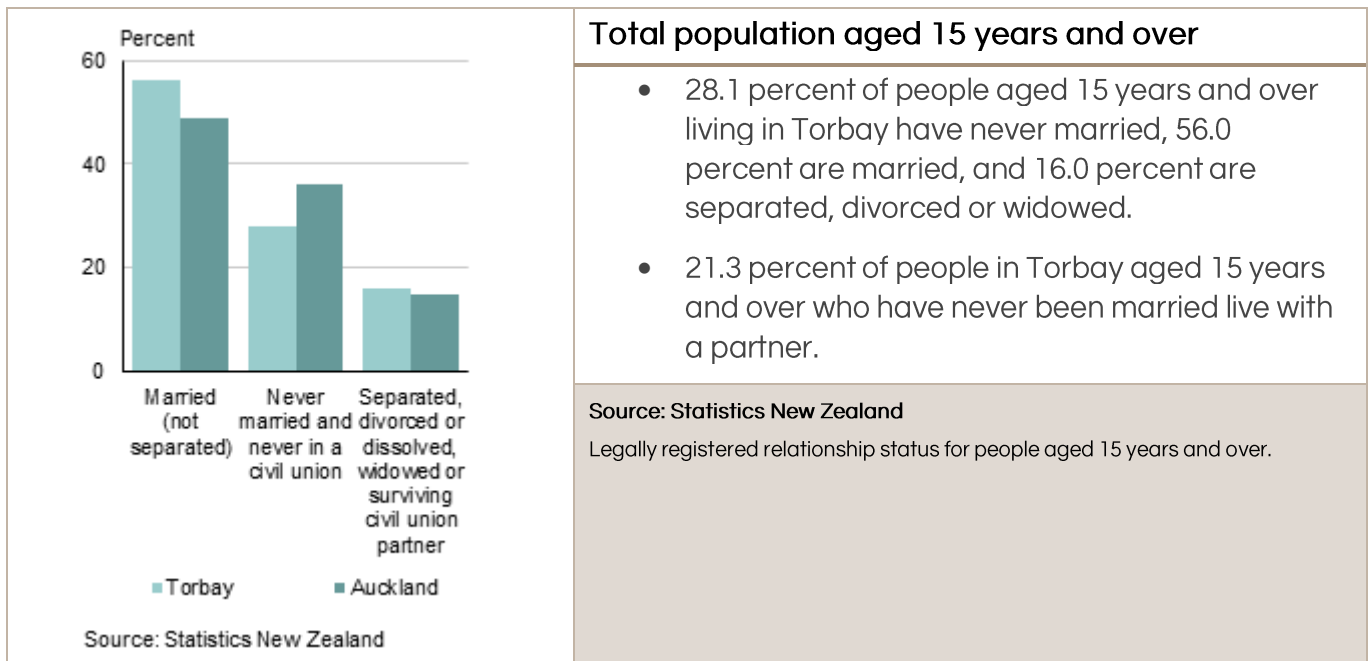
Territory Demographics



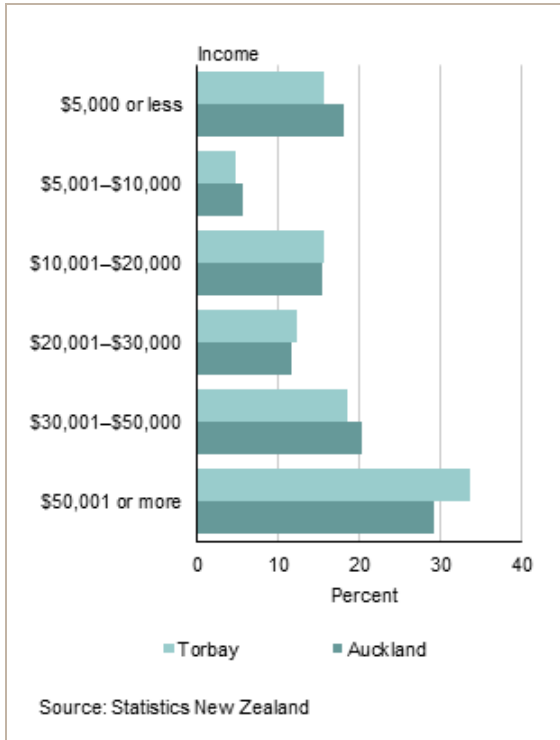
AGE AND GENDER



RELATIONSHIP STATUS



INCOME



Total population aged 15 years and over

- For people aged 15 years and over, the median income (half earn more, and half less, than this amount) in Torbay is \$31,800. This compares with a median of \$29,600 for all of Auckland.
- 35.8 percent of people aged 15 years and over in Torbay have an annual income of \$20,000 or less, compared with 39.0 percent of people for Auckland as a whole.
- In Torbay, 33.4 percent of people aged 15 years and over have an annual income of more than \$50,000, compared with 29.2 percent of people in Auckland.

Source: Statistics New Zealand

Total personal income for people aged 15 years and over.

FAMILY STRUCTURE

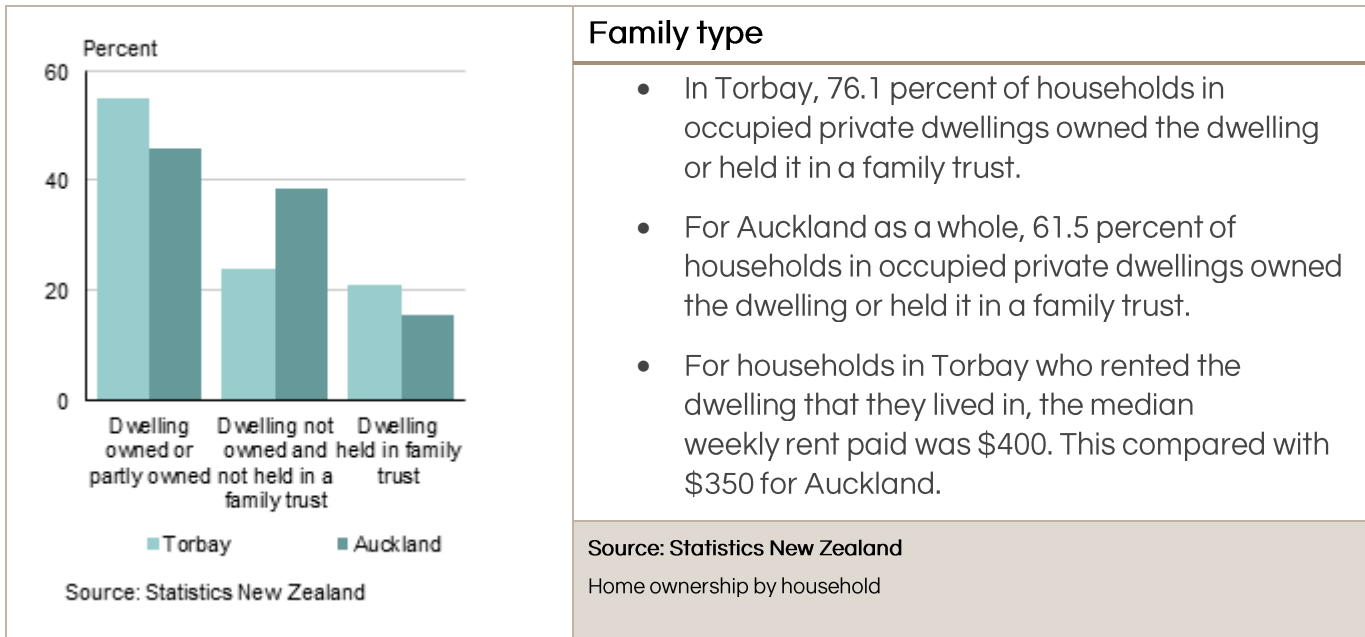


Family type

- Couples with children make up 47.4 percent of all families in Torbay, while couples without children make up 38.8 percent of all families.
- In Auckland, couples with children make up 46.5 percent of all families, while couples without children make up 35.1 percent of all families.
- 13.6 percent of families in Torbay are one parent with children families, while one parent with children families make up 18.4 percent of families for Auckland as a whole.

Source: Statistics New Zealand

Family Type



Family type

- In Torbay, 76.1 percent of households in occupied private dwellings owned the dwelling or held it in a family trust.
- For Auckland as a whole, 61.5 percent of households in occupied private dwellings owned the dwelling or held it in a family trust.
- For households in Torbay who rented the dwelling that they lived in, the median weekly rent paid was \$400. This compared with \$350 for Auckland.

Source: Statistics New Zealand
Home ownership by household



Contact

Hire-A-Hubby, Unit 8, 49 Sainsbury Road, Auckland 1025, New Zealand
0800 692 643